


Newsletter to Parents

STANFORD MERTHYR INFANTS SCHOOL

Striving for Excellence



Find us at:

Maitland Street, Stanford Merthyr NSW 2327

Phone: (02) 4937 1192 Fax: (02) 4936 1178

email: stanmerthi-p.school@det.nsw.edu.au

www.stanmerthi-p.school.nsw.edu.au

www.facebook.com/stanfordmerthyr

Week 9 Term 2

20th June 2017

BAKER, BAKER FRIDAY

23rd June KP Aydin Y

KHM Payton Z

1/2P Juliet M

1/2W Cooper J

30th June KP

KHM No Baker Baker

1/2P Last Day of Term

1/2W

NO PEANUT PRODUCTS ARE TO BE USED



CANTEEN ROSTER

The canteen is open Mondays and Fridays.

Fri 23rd June Nikki & Hannah

Mon 26th June Shanelle & Mel

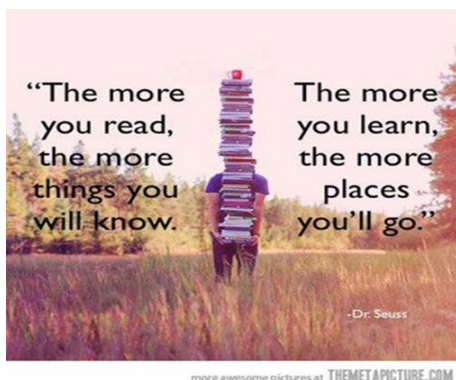
Fri 30th June Barbara & Teagan

THURSDAY FRUIT BREAK

Thur 22nd June Liz McDonald

Thur 29th June Kim Morrow

Dear families and friends of Stanford Merthyr
Infants: **THOUGHT FOR THE FORTNIGHT**



Term 2 Assembly Roster Thursdays 2:15pm

June 22nd

Year K-2 Speeches

June 29th

KHM perform item (swap with KP)

the school. This will go towards the Year 2 gift where four flags are being purchased to indicate our four new sporting houses.

TRANSITION TO SCHOOL SESSION FOR CHILDREN BEGINNING IN 2018 WAS TODAY

Today we had an exciting hour with the new students who will begin school here next year. Each time they come they become more familiar with the staff, the playground and get to use the bubblers and the toilets as well as participating in a story and craft session. These experiences are very important in helping build confidence, and lessen any anxiety that some children may experience.



SCHOOL DISCO

The photos say it all! The children thoroughly enjoyed the disco and the McDonald night. I wish to express my thanks to Mr Ping,

our fabulous DJ and the teachers who came and supported the night, making this possible for our students.



MCDONALDS NIGHT

Thank you to everyone who came to dinner at McDonalds after the disco. We made \$165 for

CHOCOLATE DRIVE EXTENDED TO THIS FRIDAY

Thank you to everyone who has been selling chocolates to raise money for the school. We still have 10 boxes left to sell if any parents would be prepared to take another box please. This is such a good fundraiser for our school. We have extended the due date for payment until this Friday 23rd June. Thank you.

Calendar of Events for Term Two 2017

Mondays all year	Breakfast provided at the canteen served by Kurri Rotary Sunrise Club.
Thursdays all year	P&C provide fruit & vegetable platters for the children
Every Tuesday	Playgroup for all children birth to 5 years 9:30am-11:00 here at school
Tuesday 20th June	Transition for Pre-Schoolers beginning kindergarten 2018. 12:30-1:30pm.
Thursday 22nd June	Public Speaking finalists present speeches in assembly 2:15pm
Monday 26th June	Students present speeches to Nillo Infants via video conferencing.
Wednesday 28th June	Semester One Reports handed out
Friday 30th June	Last day of Term Fun Day

ABORIGINAL PERFORMANCE AT PELAW MAIN

We would like to thank the staff at Pelaw Main Public School who kindly invited our school to attend an excellent performance by Dion Drummond who was very informative as to dances, songs and rituals belonging to both the Aboriginal and Torres Strait Islander people. Our students listened very attentively.



P&C MEMBERSHIP

I would like to encourage you to think about coming to our P&C meetings next term. We average about two to three meetings each term. This is the forum where you get to have a voice in the directions for the school as well as assist in any projects the school is working on. The meetings last for an hour from 6pm -7pm on a Monday night. The next meeting is Monday 24th July.

SCHOOL REPORTS HANDED OUT 28TH JUNE

Please ensure you check your child's school bag next Wednesday as teachers will hand out Semester One's reports. If you have any questions regarding these reports, don't hesitate to come and see us before the end of term. Thank you.

TERM TWO FUN DAY SUPERHERO DAY

Children can come dressed as their favourite superhero and pay a gold coin donation that will go towards the Year 2 gift. Students will join in playing with all the equipment out of the sports store from 12:00-1:30pm which will be the fun activity they all get to enjoy.



LOCAL MANAGEMENT BUSINESS REFORM (LMBR)

Changes to how payments are made.

Our school goes live Week 2 next term. This is when our Oasis system is switched off and the new finance systems begin. Mrs Cant will send a letter attached to the next newsletter, to each family explaining the changes that will start next term.

CLASS OF THE TERM PARTY

A letter will go home Tuesday next week to the families of the class that has achieved the most points for the term. Children will be provided with a free lunch on Thursday 26th June as a reward for their effort during the term.

INFORMATION FOR PARENTS ABOUT HEAD LICE

Head lice must be the biggest issue, that cause parents real concern that I have dealt with since becoming a principal. It is for that reason I am enclosing very detailed information for all parents and caregivers in the hope that we can support each other to ensure your children have less chances of getting head lice.

Don't hesitate in speaking to me about this issue if you have any questions. The key prevention method is to regularly check your child's hair.

I am required to ask you to collect your child from school if staff notice live lice in your child's hair. I will phone you to inform you should staff notice your child has eggs in their hair.

I suggest you save this information in case you require it during this year.


FINAL NEWSLETTER OF THE TERM

The last day of term is Friday 30th June.

Students return Tuesday 18th July. Monday is a Staff Development Day for teachers. I wish you all a happy and safe holiday.

Anne Carr

ENJOY THE ART WORK AND STORIES ABOUT BLACKBUTT BY 1/2W



Name: Stella loved



I loved the bus
because there was
three seats to sit on.
I like the bus
when we got there we
went to the park for
fruit break. I
had so much fun.
It's my favourite place.
I loved the
Koala talk.
I learnt that the
Koalas are so
cute and I love
Koalas.

Name: Xavier



I was excited when
got on the bus to Blackbutt.
I had fun on the bus.
We had fun when we arrived
and had fruit break. After
fruit break we played on the
equipment.
After that we went to
the Koalas. We found a Koala.
One woke up and looked at me.
Awe some! I did not know that
turtles could flip over.
The lizard felt spiky
and was a bearded dragon.



Name: Stella
We get to
see the
Koalas. I have been
waiting to see the
Koalas. The train was
spiky and we also
saw a turtle called
Yvette. He had a
long neck. I also learned
turtles can flip on their back and
use their neck and
legs to flip over.
Next we went to
see Sally the wombat.
She was enormous and
she was heavy and
she didn't want to
get picked up because
she didn't like to
get picked up at all.
There was another wombat
and also. The other
wombat was called Harry.

Name: Jayda
My excursion



I was nervous when I
got on the bus. We were
going to Blackbutt
Reserve.
When we arrived
we went to the play
ground and had fruit
break. Then I played
on the equipment.
Wow! I did not know
that koalas have no
thumbs and they have
an upside down pouch.

Name: Naomi
Black butt!



Saturday the bus was driving. We will
went on the bus. We will visit the
bus. I went with my little sister and
my mum.
When we got off the bus I went to
the playground. When I got to the playground
I had an apple for fruit break.
Wow! we are in the Koala enclosure and I
can see two adults and two babies. We talked a
bit and the grumpy Koala woke up!!! The
grumpy Koala looked at us like he wants us to
go home.
When Patrick the lizard was out of his house I looked
at him and he looked back at me. The lizard is a
spiky lizard.

Information for parents and carers

Head lice are small parasitic insects that only live on the human head. They do not live on any other part of the body or on any other animal. Head lice crawl very fast over the human head, grasping hair shafts to move quickly. Their grasp is very strong which makes them hard to dislodge from the scalp and hair.

Head lice do not burrow into the skin. They feed only on human blood and they need to feed several times a day.

Eggs (nits) are laid by adult females close to the scalp on the hair shaft, usually no more than 1.5 centimetres from the scalp. These eggs are attached to the hair with incredibly strong glue.

Do head lice cause illness or disease?

Head lice do not carry any disease. Constant scratching may lead to sores on the scalp, however this is very rare. Parents should keep cases of head lice in their children in perspective. There are far worse health issues to concern a parent than head lice.

Adults, more than children, suffer from considerable outrage at the presence of these parasites. This outrage usually outweighs any public health significance that head lice may present.

The most likely harm caused by head lice is from the inappropriate use of chemicals in an attempt to treat them. The continued application of chemicals to the scalp can cause severe reactions on some heads.

Parents, in their frustration, can resort to applying products not tested for human use and not shown to have any effect on reducing head lice.

How are head lice spread?

Head lice are spread by contact occurring between one human head and another human head. The head lice move along the hair shaft from the head of an infested person to the hair of another person. Head lice cannot fly or jump and they do not crawl along furniture or hop between car seats. Head lice cannot survive off the human head for more than a few hours.

Thorough cleaning of your home, washing bedding and toys and rigorous vacuum cleaning do not affect the head lice population on a human head.

It is thought that increased human contact, especially among young children, may have contributed to an increase in head lice because of increased opportunities for transmission.

Treatment options

Chemical treatments

Before you choose a chemical treatment for head lice, consider the following:

- Make sure that the heads you treat actually do have head lice and do not treat unless they do. There is no preventative treatment available so treating members of the family who do not have lice has no effect but can contribute to the problem of lice building up resistance to the chemical treatments.
- Babies under twelve months of age, pregnant or breast feeding women or people with irritated or inflamed scalps should not be treated. Consult a health professional for advice.
- Do not let the product get into eyes.
- Many products have a very strong smell. A strong smelling substance left on the hair for any length of time may irritate your child.
- When trying a commercial head lice preparation, make sure you read the label first and apply strictly as directed. In desperation it can be tempting to use more of the product than is recommended in an effort to kill the lice. However, increasing the dose does not have any effect on how well the treatment works.
- Do not use insecticides, methylated spirits or kerosene on your child's head.
- Do not blow dry the hair after treatment as the heat may inactivate the product.
- Do not rewash hair for 1-2 days after treatment.
- Apply product to every strand of hair and work through, leave for 20 minutes, and comb out with a good quality lice comb, wiping the product onto paper towel.
- If dead lice are found, the product has worked. However it is important to remember that since no product has been shown to kill eggs, any chemical treatment must be reapplied after seven days to kill any lice that may have hatched since the initial treatment.
- If you find live lice, the treatment probably hasn't worked. Either use another product with a different active ingredient (read the label) or try the comb and conditioner method.

Comb and conditioner method

Head lice breathe through small openings along their abdomens. By coating the hair and therefore the louse in something thick and slimy, these openings close over, shutting down the breathing of lice for about 20 minutes. While unfortunately the lice don't die using this method, it does slow them down so that you can catch them.

Nitbusting is a method of using a comb and conditioner (or another slimy product) to manage head lice. Using this method will not kill the lice or eggs but some good quality lice combs will remove them.

If Nitbusting at home with your child, do the following:

1. Try sitting the child between your legs on a low stool and putting on a video for an hour while you work.
2. Wrap a towel or kitchen paper around the child's shoulders to catch conditioner spill.
3. Remove all items from the hair and comb out plaits and braids.

4. Apply liberal amounts of conditioner to the scalp and massage it through all the hair shafts. You will use a lot of conditioner. Every hair has to be coated to ensure it reaches the lice.
5. Lice live close to the scalp, so make sure that you cover the hair shaft close to the scalp. You don't have to work the conditioner onto the whole length of the hair. Combing will spread it well enough. The idea of the application is to restrict the movement of the head lice long enough for you to catch them with a comb.
6. After you've applied the conditioner, use a large comb to part small sections of the hair starting from the nape of the neck and working upwards toward the crown. Eggs are often found behind the ears and toward the back of the head. By using this method, you are more likely to find the head lice on top of and toward the front of the head.
7. When the hair is detangled and manageable, use a fine lice comb to comb out each section several times.
8. After each comb out, wipe the conditioner on the paper towel. If the child has head lice, you will see them on the towel.
9. Keep combing each section of hair until no further lice, nymphs (recently hatched lice) or eggs appear on the paper towel. Often you will see lots of old egg casings that may take some time to remove.
10. Once you have combed and re-combed each section of hair, either re-plait or tie it back. If it is very short, suggest to the child some interesting styling! Young boys often like their hair spiked up.

Other things you should know about the comb and conditioner method

Depending on the hair length and type, it is often easier to neatly section long and thick hair before applying conditioner to avoid getting the hair into a terrible tangle.

Head lice often congregate on the crown of the head, so that it may not be until you reach these last sections of hair that you find adult lice. However, heads that are severely infested will have adult lice everywhere.

A good head lice comb should also remove nymphs. These can be difficult to identify with the naked eye, but appear as small insects on the paper towel.

General advice

- Regularly check your children's hair. Young girls growing up often become very independent about their hair care and it can become difficult to convince them that it's important for you to continue checking their hair. Try to persist or show them how they can check their own hair when they wash it.
- Tying long hair back or braiding it, may help to reduce the transmission of lice.
- Keep a good quality lice comb in the shower so that every time anyone washes their hair they use the comb. The more people know about simple management methods the easier it will be to reduce the problem.
- Head lice and detangle combs should be cleaned between treatments in hot soapy water and rinsed in running hot water.
- For more information in English on head lice or the Nitbusters Program go to www.health.nsw.gov.au/headlice

NAIDOC WEEK AT SEVERAL SCHOOLS

Our boys are very well known for their Aboriginal dance performances. NAIDOC activities occur during the last week of Term 2 and the first two weeks of Term 3 across the Hunter Valley. The official dates are July 2-9, which is during the holidays. We have been invited to perform at Millfield Public School next Tuesday. For this performance Mr Ping will be taking all our boys. Millfield Public School are paying for the bus. On Wednesday of the first week of Term 3 all the boys, will perform at Kurri Kurri High School and Weston Public School. They will also perform at Pelaw Main Public School, where Mulbring Public School will be in attendance on the second week of Term 3. All these dates will be on one permission note available at the office.


COVERING PM HOME READERS

I have bought \$3000 worth of new home readers. If you were able to cover a few over the school holidays, please come and see me.


CREATIVE AND PRACTICAL GROUPS TERM 2

Thank you to all the parents who came and assisted their children for our Creative and Practical Arts lessons. These are a highlight of the term. If you are interested in helping next term we would love to see you.





**Workshop delivered by
The Family Action Centre**





1-2-3 Magic & Emotion Coaching

**Easy-to-learn Parenting
solutions that work**

For parents with children 2-12 years

Cost:
\$5 for workbook

1-2-3 Magic & Emotion Coaching looks at what children need from the adults around them, how their developing brains work, and how we can best help them to learn to manage their own emotions and to learn new things. The program gives parents a chance to reflect on how they can calmly emotion coach and signal to their children in order to teach appropriate behaviour.

Venue: Kurri Kurri OOSH
Kurri Kurri Ambulance Practice Hall

Date: Tues 13, 20 & 27 June 2017

Time: Evening 5:00pm-7:00pm

To express your interest, please contact:
Elana - 4937 4555

BOOKINGS ESSENTIAL





Topics covered include:













- Emotion Coaching
- 123 signaling technique
- Too much talk, too much emotion.
- Patterns in families.
- Remaining flexible as a parent.

"An end to the arguing and yelling!"
"It saved our lives!"
"Simple, sane, effective"

This course is being run by a Parents' Shop® licensed practitioner.
www.parentshop.com.au

Presented with the support of:







Kurri Kurri Vacation Care July 2017 Phone: 4936 2030 Fax: 4936 2304 Email: oosh@kkcc.com.au				
Week One - Please note the program may be subject to change without notice due to unforeseen circumstances				
Monday 03-07-17	Tuesday 04-07-17	Wednesday 05-07-17	Thursday 06-07-17	Friday 07-07-17
Boomerang Art  Using Aboriginal Art on a ceramic boomerangs to celebrate Naidoc Week 2017	Walk to the park  Walk to Kurri Rotary Park to join Naidoc Week Festivities Depart: 7:00am Return: 2:00pm *COMPULSORY*	Masterchef  Cooking and tasting a variety of Aboriginal cuisines celebrating Naidoc Week 2017	Movies *LIMIT 50 CHILDREN*  Maitland Cinemas Depart: 11:15am Return: 2:15pm *COMPULSORY* \$18 plus daily fee	Tie Dye Day  Get messy by colourfully tie dying yourself a T-shirt (wear old clothes) \$5 plus daily fee
Week Two - Please note the program may be subject to change without notice due to unforeseen circumstances				
Monday 10-07-17	Tuesday 11-07-17	Wednesday 12-07-17	Thursday 13-07-17	Friday 14-07-17
Teddy Bear's Picnic  Bring your Teddy Bear to join you on a picnic lunch	Library LEGO competition  Kurri Kurri Library Depart: 12:45pm Return: 2:15pm *COMPULSORY*	The Music Bus  Interactive 'Wild West' themed music rockstar experience coming to Vacation Care *COMPULSORY* \$14 plus daily fee	Hunter Valley Zoo *LIMIT 50 CHILDREN*  Hunter Valley Zoo Depart: 10:00am Return: 2:30pm *COMPULSORY* \$22 plus daily fee	Trivia Day  Get your brain ready to answer kids Trivia. Prizes to be won!
Week Three - Please note the program may be subject to change without notice due to unforeseen circumstances				
Monday 17-07-17	Tuesday 18-07-17	Wednesday 19-07-17	Thursday 20-07-17	Friday 21-07-17
Kids Choice  Kids choice on a variety of activities throughout the day at Vacation Care	<div style="text-align: center;">  TUESDAY 18TH JULY 2017 </div>			



Kurri Kurri Community Services
Vacation Care
112 Lang St Kurri Kurri
Phone: 4936 2030 Fax: 4936 2304
Email: oosh@kkcc.com.au
6:30AM - 6:30PM

BOOKINGS NOW OPEN
Childcare Benefit & Childcare Rebate available.



HAPPY BIRTHDAY TO THESE CHILDREN WHO HAVE CELEBRATED !

6th June Cam S

STUDENT ACHIEVEMENTS

*At the assembly on Thursday the 8th & 15th June 2017, these children all received awards.
Congratulations !!*

KP	KHM	1/2P	1/2W
Raegan B Following instructions	Jazmin L Confidently making groups of in Maths	Abbigale L Always being a motivated and enthusiastic learner	Jayda S Amazing effort in Reading & Writing
Amber C Fantastic first semester at school	Bella R Fantastic effort in Reading	Charlotte P Working hard to stay focused in groups.	Taylah H Always being a positive role model
Quality 5 Bookwork Tiana J Jessie C	Quality 5 Bookwork Payton Z Lincoln B	Quality 5 Bookwork Annalyse B Sarah R	Quality 5 Bookwork Malachi C Alison E



POSITIVE BEHAVIOUR FOR LEARNING AWARDS



<i>Be Safe~ Right Place, Right Time</i> Koby S <i>Safe Hands, Safe feet</i> Aydin Y	<i>Be Safe~ Right Place, Right Time</i> Kade H <i>Safe Hands, Safe feet</i> Zoey G	<i>Be Safe~ Right Place, Right Time</i> Kye R <i>Safe Hands, Safe feet</i> Summer G	<i>Be Safe~ Right Place, Right Time</i> Neve H <i>Safe Hands, Safe feet</i> Cooper J
--	---	--	---

Home Reading Awards 2017

Bronze (25 nights reading)

Alison E, Maeve P

Silver (50 nights reading)

Charlie S, Jason D, Cohen J

Gold (75 nights reading)

Kaitlyn M, Grace M, Sarah P, Raegan B, Wyatt B, Taylah H

Double Bronze (100 nights reading)

Beau M, Bella R, Tahj D

Double Silver (125 nights reading)

Jazmin L, Abbigale L, Mitchell W, Taylor W, Cooper J

Double Gold (150 nights reading)

Royal (200 nights reading)

Double Royal (250 nights reading)

Excellence (300 nights reading)



PRINCIPALS AWARD
(Collecting 5 Awards)

Mia W, Lincoln B, Cam S, Juliet M
Kailie W, Lincoln W

STAR STUDENT AWARD
(Collecting 5 Principal's Awards)